

Custom Safe Deposit Boxes

Hamilton Safe engineers safe-deposit-box solutions. Whether you're designing a new vault interior, or trying to match boxes from a hundred years ago, Hamilton has the versatility and experience to design and deliver what you need.

Casing:

- Steel Plate - painted black
- Horizontal dividers and casing edges painted black

Sections:

- Custom size sections with maximum of 56" H x 54^{1/8}" W

Doors:

- 1/2" Solid polished aluminum

Hinges:

- Brass finish

Numbering:

- Stamped; black fill optional

Locks:

- UL Listed Safe Deposit Box locks

Bond Boxes:

- Metal Bond Boxes



Original
installation
1934


Modern, larger
Hamilton Safe
"look aikes"



Your Most Valuable Partner in the Financial Equipment Industry
www.mvpatm.com • 1.877.708.7722 • sales@mvpatm.com

HAMILTON SAFE Safe Deposit Boxes

We build what you need in our own American factories
...stainless steel, modular aluminum and custom boxes




Stainless Steel Safe Deposit Boxes

Choose maintenance-free, stainless steel sections from a variety of size combinations



22"Hx32^{5/8}" Wx24"D



SS0
60: 2"x 5"



SS1
42: 3"x5"



SS2
24: 5"x5"



SS3
21: 3"x10^{3/8}"



SS4
12: 5"x10^{3/8}"



SS5
6: 5"x10^{3/8}"
3: 10"x10^{3/8}"



SS6
6: 10"x10^{3/8}"



SS7
3: 5"x10^{3/8}"
3: 15"x10^{3/8}"

22"Hx21^{7/8}" Wx24"D



SS00
40: 2"x 5"




SS10
28: 3"x5"



SS20
16: 5"x5"



SS30
14: 3"x10^{3/8}"



SS40
8: 5"x10^{3/8}"



SS50
4: 5"x10^{3/8}"
2: 10"x10^{3/8}"



SS60
4: 10"x10^{3/8}"



SS70
2: 5"x10^{3/8}"
2: 15"x10^{3/8}"

Casing:

- Cold-rolled steel, with black enamel finish
- Horizontal dividers and casing edges painted black

Doors:

- 1/2"-thick, formed steel doors with heavy-gauge, stainless-steel cladding over entire door face

Hinges:

- Brass finish

Numbering:

- Decorator number plate frames with heavy gauge black numerals on goldenrod

Locks:

- UL Listed Safe Deposit Box lock

Bond Boxes:

- Metal Bond Boxes



Modular Aluminum Safe Deposit Boxes

Mix and match solid aluminum modules to fit your needs



16"H x 32^{5/8}" W x 24"D



M1
42: 2"x5"



M2
30: 3"x5"



M3
18: 5"x5"



M4
15: 3"x10^{3/8}"



M5
9: 5"x10^{3/8}"



M6
3: 5"x10^{3/8}"
3: 10"x10^{3/8}"



M7
3: 15"x10^{3/8}"

Casing:

- 16"H x 32^{5/8}" W x 24"D
- Steel Plate, painted black
- Horizontal dividers and casing edges painted black

Doors:

- 1/2" Solid polished aluminum

Hinges:

- Brass Finish

Numbering:

- Stamped; black fill optional

Locks:

- UL Listed Safe Deposit Box locks

Bond Boxes:

- Metal Bond Boxes

